

Screening Questions

[screen instructions](#)

Please answer these questions carefully. The answers you provide will determine which screens you will be asked to complete for this data collection.

1. Does your institution provide On-campus Student Housing Facilities?

- No.**
- Yes.** (If Yes is selected, you must enter the number of student housing facilities below and enter Fire Statistics for each facility.)

Number of On-campus Student Housing Facilities:

2. Does your institution have any noncampus buildings or properties?

- Yes**
- No**

3. Have you combined statistics that you received from the local or state police with your institution statistics for this report? If you answer No to this question, you will be asked to provide the data you received from the local and state police separately.

- Yes.** Local and/or state law enforcement agencies provided us with statistics that we are combining with statistics collected by our campus security authorities.
- No.** We are not combining the statistics because we cannot determine whether the statistics we obtained from local and/or state law enforcement agencies are for on-campus incidents or public property incidents.
- Not available.** We cannot determine if the statistics we obtained from local and/or state law enforcement agencies are for our Clery geography.
- Not available.** We made a good-faith effort to obtain statistics from local and/or state law enforcement agencies, but the agencies did not comply with our request.

 **WARNING** You have read only permission for this screen.


Criminal Offenses - On campus

 [screen instructions](#)

For each of the following criminal offenses, enter the number reported to have occurred On Campus.

Criminal offense	Total occurrences On campus		
	2018	2019	2020
a. <u>Murder/Non-negligent manslaughter</u>	<input type="text" value="0"/>	<input type="text" value="0"/>	<input type="text" value="0"/>
b. <u>Manslaughter by Negligence</u>	<input type="text" value="0"/>	<input type="text" value="0"/>	<input type="text" value="0"/>
c. <u>Rape</u>	<input type="text" value="0"/>	<input type="text" value="0"/>	<input type="text" value="0"/>
d. <u>Fondling</u>	<input type="text" value="0"/>	<input type="text" value="0"/>	<input type="text" value="0"/>
e. <u>Incest</u>	<input type="text" value="0"/>	<input type="text" value="0"/>	<input type="text" value="0"/>
f. <u>Statutory rape</u>	<input type="text" value="0"/>	<input type="text" value="0"/>	<input type="text" value="0"/>
g. <u>Robbery</u>	<input type="text" value="0"/>	<input type="text" value="0"/>	<input type="text" value="0"/>
h. <u>Aggravated assault</u>	<input type="text" value="0"/>	<input type="text" value="0"/>	<input type="text" value="0"/>
i. <u>Burglary</u>	<input type="text" value="1"/>	<input type="text" value="0"/>	<input type="text" value="0"/>
j. <u>Motor vehicle theft</u> (Do not include theft <i>from</i> a motor vehicle)	<input type="text" value="0"/>	<input type="text" value="0"/>	<input type="text" value="0"/>
k. <u>Arson</u>	<input type="text" value="0"/>	<input type="text" value="0"/>	<input type="text" value="0"/>

Caveat:
 If you have changed prior years' data, you must add a caveat explaining the change. Use the following format: "For

 **WARNING** You have read only permission for this screen.

VAWA Offenses - On Campus

 [screen instructions](#)

For each of the following crimes, enter the number reported to have occurred On Campus.

Crime	Total occurrences On Campus		
	2018	2019	2020
a. <u>Domestic violence</u>	<input type="text" value="0"/>	<input type="text" value="0"/>	<input type="text" value="0"/>
b. <u>Dating violence</u>	<input type="text" value="0"/>	<input type="text" value="0"/>	<input type="text" value="0"/>
c. <u>Stalking</u>	<input type="text" value="0"/>	<input type="text" value="0"/>	<input type="text" value="0"/>

Caveat:

If you have changed prior years' data, you must add a caveat explaining the change. Use the following format: "For (YEAR), Line (X) was changed from (A) to (B) because (REASON)."

 **WARNING** You have read only permission for this screen.

Arrests - On campus

 screen instructions


Enter the number of Arrests for each of the following crimes that occurred On Campus.

Crime	Number of Arrests		
	2018	2019	2020
a. <u>Weapons: carrying, possessing, etc.</u>	<input type="text" value="0"/>	<input type="text" value="0"/>	<input type="text" value="0"/>
b. <u>Drug abuse violations</u>	<input type="text" value="0"/>	<input type="text" value="0"/>	<input type="text" value="0"/>
c. <u>Liquor law violations</u>	<input type="text" value="0"/>	<input type="text" value="0"/>	<input type="text" value="0"/>

Please Note: Do NOT include drunkenness or driving under the influence in liquor law violations.

Caveat:

If you have changed prior years' data, you must add a caveat explaining the change. Use the following format: "For (YEAR), Line (X) was changed from (A) to (B) because (REASON)."

 **WARNING** You have read only permission for this screen.

Disciplinary Actions - On Campus

 screen instructions

Enter the number of persons referred for disciplinary action for crimes that occurred On Campus for each of the following categories.

Do not include disciplinary actions that were strictly for school policy violations.


If the disciplinary action is the result of an arrest, please do not count it here; count the violation as 1 arrest.

Crime	Number of persons referred for Disciplinary Action		
	2018	2019	2020
a. <u>Weapons: carrying, possessing, etc.</u>	<input type="text" value="0"/>	<input type="text" value="0"/>	<input type="text" value="0"/>
b. <u>Drug abuse violations</u>	<input type="text" value="0"/>	<input type="text" value="0"/>	<input type="text" value="0"/>
c. <u>Liquor law violations</u>	<input type="text" value="0"/>	<input type="text" value="0"/>	<input type="text" value="0"/>

Please Note: Do NOT include drunkenness or driving under the influence in liquor law violations.

Caveat:

If you have changed prior years' data, you must add a caveat explaining the change. Use the following format: "For (YEAR), Line (X) was changed from (A) to (B) because (REASON)."

 **WARNING** You have read only permission for this screen.

Unfounded Crimes

 screen instructions

Of those crimes that occurred On Campus, in On-campus Student Housing Facilities, on or in Noncampus property or buildings, and on Public Property, enter the number of crimes that were unfounded.

The total number of unfounded crimes should include all criminal offenses, hate crimes, domestic violence, dating violence, or stalking incidents that have been unfounded. Arrests and disciplinary actions cannot be unfounded.


	Number		
	2018	2019	2020
a. <u>Total unfounded crimes</u>	<input type="text" value="0"/>	<input type="text" value="0"/>	<input type="text" value="0"/>

Please Note: If a reported crime is investigated by law enforcement authorities and found to be false or baseless, the crime is "unfounded." Only sworn or commissioned law enforcement personnel may unfind a crime.

Count unfounded crimes in the year in which they were originally reported.

Caveat:

If you have changed prior years' data, you must add a caveat explaining the change. Use the following format: "For (YEAR), Line (X) was changed from (A) to (B) because (REASON)."

 **WARNING** You have read only permission for this screen.